



# Commonwealth Healthcare Corporation

Commonwealth of the Northern Mariana Islands



## CNMI Weekly Syndromic Surveillance Report

EPI WEEK 07

EPI WEEK DATE: February 09, 2025 – February 15, 2025

| Clinic                         | Influenza-Like-Illness (ILI) |              | Diarrhea (DIA) |              | Prolonged Fever (PF) |              | Acute Fever and Rash (AFR) |              | Total Encounters |              |
|--------------------------------|------------------------------|--------------|----------------|--------------|----------------------|--------------|----------------------------|--------------|------------------|--------------|
|                                | Last week                    | Current week | Last week      | Current week | Last week            | Current week | Last week                  | Current week | Last week        | Current week |
| CHCC Family Care Clinic        | 1                            | 0            | 0              | 0            | 2                    | 0            | 0                          | 0            | 366              | 378          |
| CHCC Women's Clinic            | 0                            | 0            | 0              | 0            | 0                    | 0            | 0                          | 0            | 140              | 140          |
| CHCC Children's Clinic         | 10                           | 12           | 0              | 1            | 9                    | 10           | 0                          | 0            | 244              | 205          |
| CHCC Emergency Room            | 30                           | 39           | 3              | 7            | 10                   | 23           | 0                          | 0            | 448              | 427          |
| Kagman Isla Community Health   | 3                            | 0            | 0              | 0            | 0                    | 0            | 0                          | 0            | 139              | 106          |
| Tinian Isla Community Health   | 0                            | 1            | 0              | 0            | 0                    | 0            | 0                          | 0            | 52               | 45           |
| Southern Isla Community Health | 4                            | 0            | 0              | 0            | 0                    | 0            | 0                          | 0            | 151              | 102          |
| CHCC Tinian Health Center      | 0                            | 2            | 1              | 1            | 1                    | 2            | 0                          | 0            | 143              | 149          |
| CHCC Rota Health Center        | 1                            | 2            | 0              | 0            | 0                    | 0            | 0                          | 0            | 110              | 127          |
|                                | 49                           | 56           | 4              | 9            | 22                   | 35           | 0                          | 0            | 1793             | 1679         |

### ALERTS AND TRENDS



ILI: Increase from previous week



DIA: Increase from previous week



PF: Increase from previous week



AFR: Stable from previous week

### KEY TAKEAWAYS

- **6% Decrease** in **Total Encounters** from the last Epi Week to the current Epi Week.
- **33% Increase** in **Influenza Like Illness cases** were seen this Epi Week (#07) compared to the average of the previous 3 Epi Weeks (#06, 05, & 04).
- **52% Increase** in **Prolonged Fever cases** were seen this Epi Week (#07) compared to the average of the previous 3 Epi Weeks (#06, 05, & 04).
  - ❖ 22 Influenza cases
  - ❖ 20 Flu A & 2 Flu A H3

| Syndromes              | Epi Week |    |    |    | Percent (%) change from current week to previous 3 weeks | Antimicrobial Resistant (AMR) Infections |       |                 |
|------------------------|----------|----|----|----|--|--|-------|-----------------|
|                        | 07       | 06 | 05 | 04 |  | Organism                                 | EW 07 | 2025 YTD Totals |
| Influenza-Like Illness | 56       | 49 | 39 | 38 | 33%  | MRSA                                     | 2     | 11              |
| Diarrhea               | 9        | 4  | 9  | 8  | 29%  | VRE                                      | 1     | 2               |
| Prolonged Fever        | 35       | 22 | 25 | 22 | 52%  | ESBL                                     | 3     | 19              |
| Acute Fever and Rash   | 0        | 0  | 0  | 0  | 0%   | CRE                                      | 0     | 0               |



# Commonwealth Healthcare Corporation

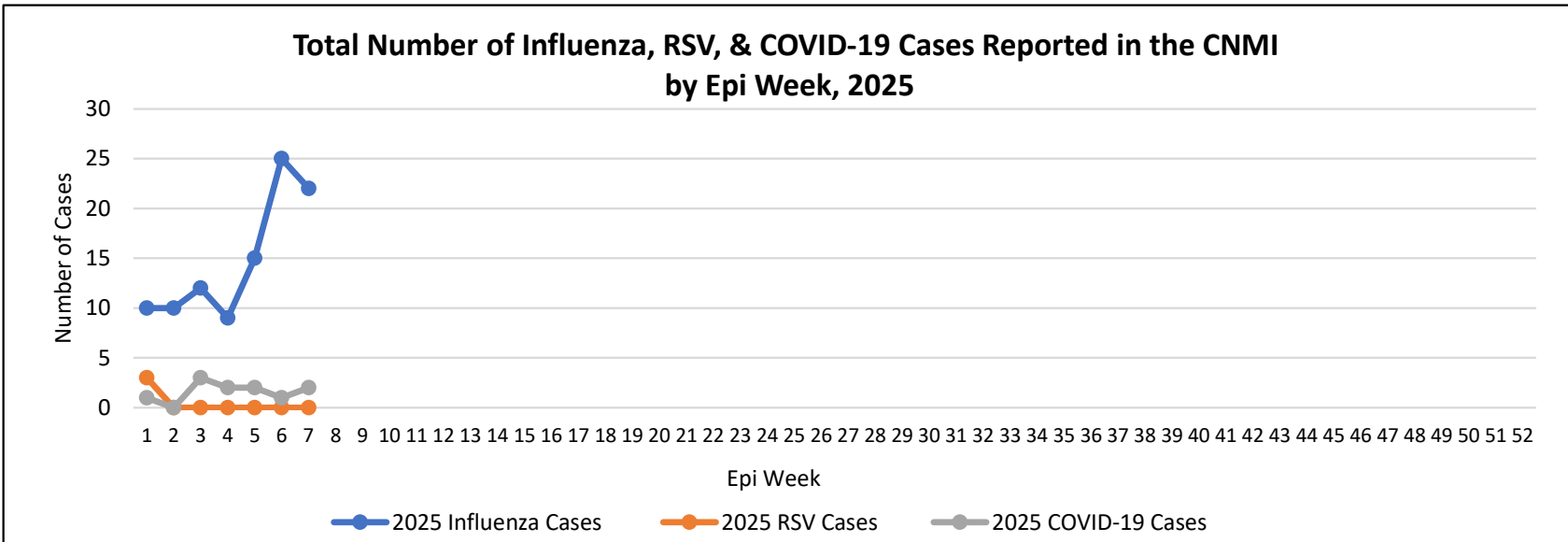
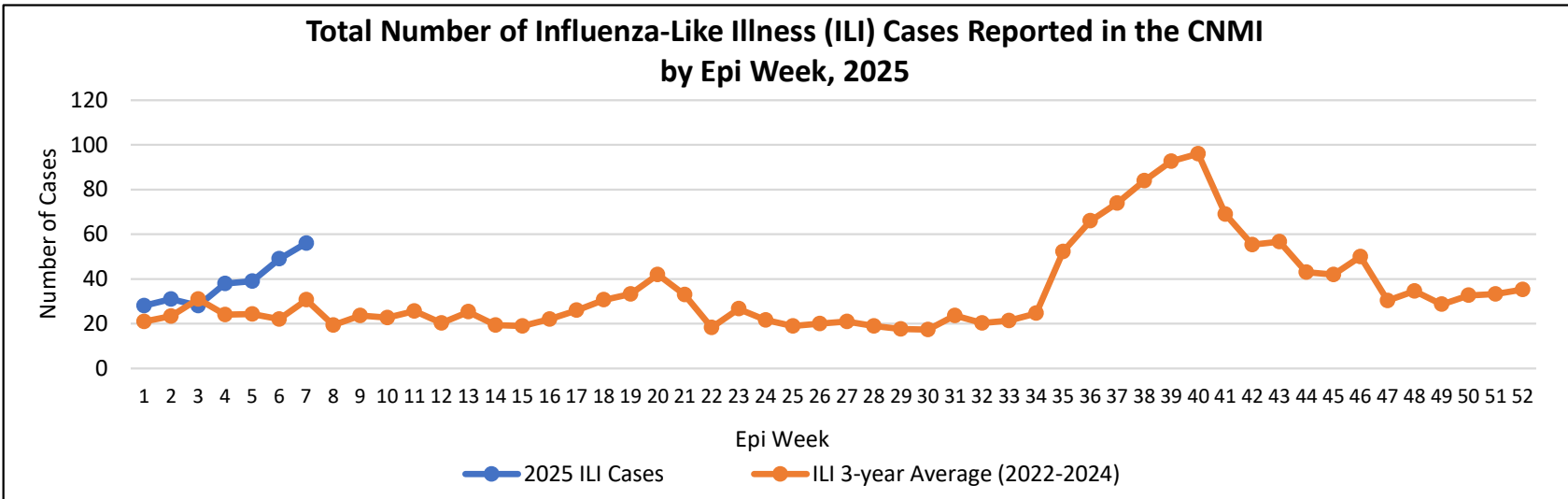
Commonwealth of the Northern Mariana Islands



## CNMI Weekly Syndromic Surveillance Trends

EPI WEEK 07

EPI WEEK DATE: February 09, 2025 – February 15, 2025





# Commonwealth Healthcare Corporation

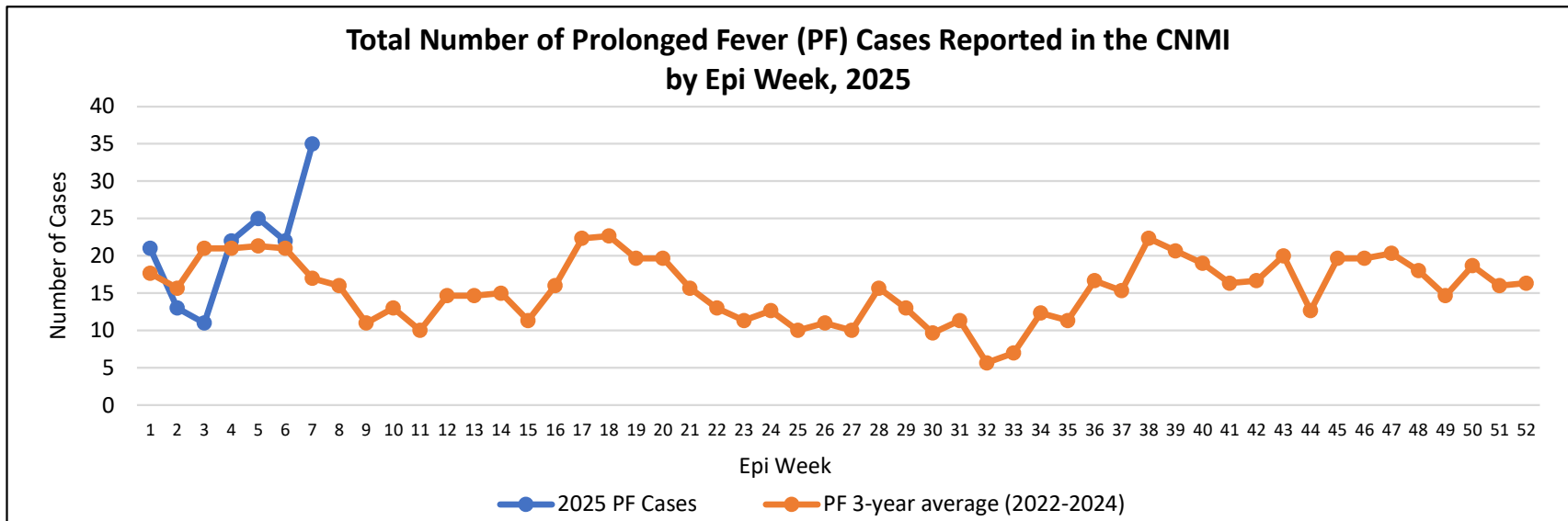
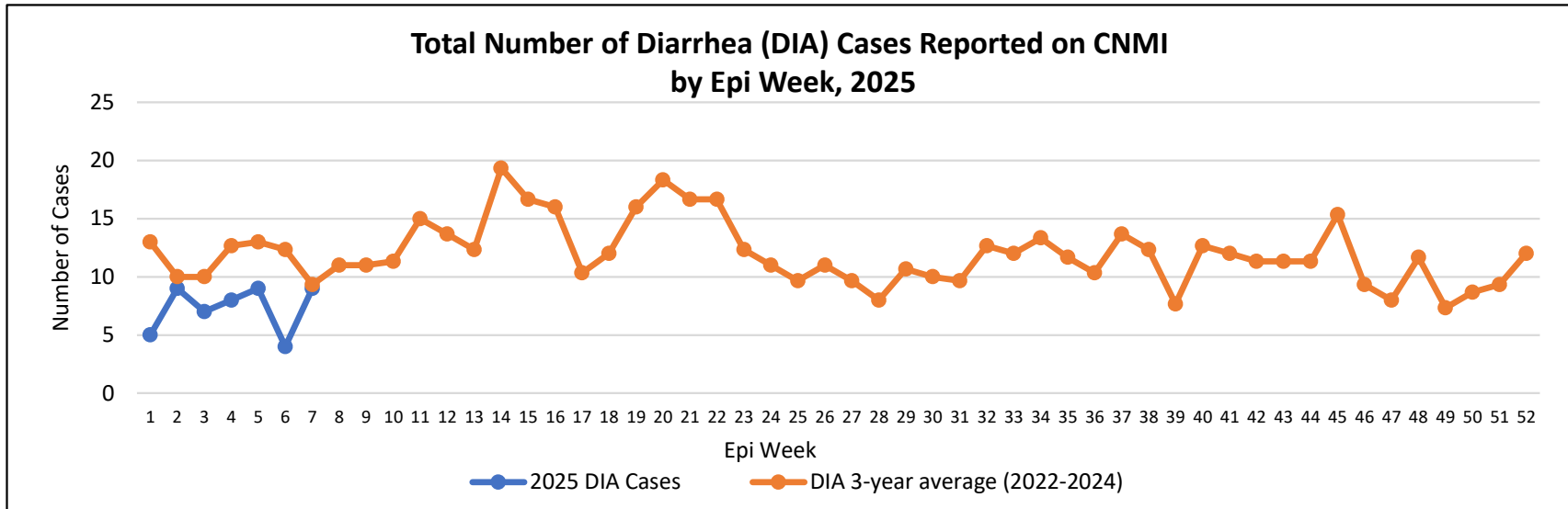
Commonwealth of the Northern Mariana Islands



## CNMI Weekly Syndromic Surveillance Trends

EPI WEEK 07

EPI WEEK DATE: February 09, 2025 – February 15, 2025





# Commonwealth Healthcare Corporation

## Commonwealth of the Northern Mariana Islands



### CNMI Weekly Notifiable Disease Report for Select NNDs

**EPI WEEK 07**

**EPI WEEK DATE:** February 09, 2025 – February 15, 2025

In the table below, weekly and year to date counts are displayed for Epi Week 07 and 2025, respectively. Additionally, a 3-year weekly average is calculated for the same Epi Week from the previous 3 years (2022-2024) for comparison to the current week. Incidence rates are calculated for 2024 and 2025 using the estimated population for the CNMI from the U.S. Census Bureau.

| Condition                               | Epi Week 07 | 2025 YTD | 3-year weekly average counts | 2025 YTD Incidence Rates* | 2024 Incidence Rates* |
|---|-------------|----------|------------------------------|---------------------------|-----------------------|
| <b>Enteric Diseases:</b>                |             |          |                              |                           |                       |
| Campylobacter                           | 0           | 0        | 0                            | 0.0                       | 35.2                  |
| Ciguatera fish poisoning                | 0           | 2        | 0                            | 3.9                       | 9.8                   |
| Salmonella                              | 0           | 3        | 0                            | 5.9                       | 43.0                  |
| <b>Environmental:</b>                   |             |          |                              |                           |                       |
| Elevated Blood Lead Levels              | 0           | 0        | 0                            | 0.0                       | 7.8                   |
| <b>Sexually Transmitted Infections:</b> |             |          |                              |                           |                       |
| Chlamydia                               | 10          | 41       | 5                            | 80.5                      | 418.6                 |
| Gonorrhea                               | 1           | 6        | 1                            | 11.8                      | 48.9                  |
| Syphilis                                | 0           | 0        | 0                            | 0.0                       | 5.9                   |
| <b>Respiratory Infections:</b>          |             |          |                              |                           |                       |
| Influenza                               | 22          | 103      | -                            | 202.2                     | 831.4                 |
| RSV                                     | 0           | 3        | -                            | 5.9                       | 142.8                 |
| COVID-19                                | 2           | 11       | 400                          | 21.6                      | 1299.0                |
| <b>Tuberculosis:</b>                    |             |          |                              |                           |                       |
| TB, Confirmed                           | 0           | 1        | 0                            | 2.0                       | 19.6                  |
| TB, Under Investigation                 | 0           | 6        | 1                            | 11.8                      | 7.8                   |

\*Rate per 100,000; Data are preliminary and subject to change. CNMI population estimates were determined using 2024 and 2025 Census International Database ([https://www.census.gov/data-tools/demo/idb/#/country?YR\\_ANIM=2021&COUNTRY\\_YR\\_ANIM=2021&FIPS\\_SINGLE=CQ](https://www.census.gov/data-tools/demo/idb/#/country?YR_ANIM=2021&COUNTRY_YR_ANIM=2021&FIPS_SINGLE=CQ))



# Commonwealth Healthcare Corporation

## Commonwealth of the Northern Mariana Islands



### CNMI Weekly Prescription Drug Monitoring Program (PDMP) Report

EPI WEEK 7 | EPI WEEK DATE: FEBRUARY 9 – FEBRUARY 15, 2025

| WEEKLY CASE COUNTS |        |          |     |        |           |      |        |                |     |        |                 |
|--------------------|--------|----------|-----|--------|-----------|------|--------|----------------|-----|--------|-----------------|
| POLYSUBSTANCE      |        | OPIOID   |     |        | STIMULANT |      |        | BENZODIAZEPINE |     |        | OTHER SUBSTANCE |
| OVERDOSE           | MISUSE | OVERDOSE | ODU | MISUSE | OVERDOSE  | StUD | MISUSE | OVERDOSE       | BUD | MISUSE | OVERDOSE        |
| 0                  | 0      | 0        | 0   | 0      | 0         | 0    | 3      | 0              | 0   | 0      | 0               |

NOTE: The encounters have been monitored since 2020. Some individuals might be involved in multiple cases or flagged multiple times for the same type of encounter in a single EPI week. The overdose Surveillance has expanded to include Stimulant and Polysubstance cases in 2021, Benzodiazepine cases in 2022. The Polysubstance cases are also counted under respective categories. Prior cases of any overdose related encounters might be duplicated under Other Substance Overdose category. Other Substance category analysis is solely depending on indications from the providers' notes. The substances reported are not verified by NDC number or DEA substance database.

### PDMP IDENTIFIED CASES: NUMBER OF PATIENT/ENCOUNTER FLAGGED by EPI WEEK 2025

- FATAL OVERDOSE
- NON-FATAL OVERDOSE
- SUBSTANCE USE DISORDER or MISUSE



| CASE: DEFINITION            |  |
|-----------------------------|--|
| OVERDOSE                    | Injury to the body (poisoning) that happens when a drug is taken in excessive amounts. An overdose can be fatal or nonfatal, accidental or intentional.  |
| POLY-SUBSTANCE              | The use of more than one drug, also known as polysubstance use, is common. This includes when two or more are taken together or within a short time period, either intentionally or unintentionally. Intentional polysubstance use occurs when a person takes a drug to increase or decrease the effects of a different drug or wants to experience the effects of the combination. Unintentional polysubstance use occurs when a person takes drugs that have been mixed or cut with other substances, like fentanyl, without their knowledge. Whether intentional or not, mixing drugs is never safe because the effects from combining drugs may be stronger and more unpredictable than one drug alone, and even deadly.<br>*For overdose Surveillance, Poly-Substance Use only includes encounters associated with Opioids, Stimulants, and/or Benzodiazepines. |
| MISUSE                      | The use of illegal drugs and/or the use of prescription drugs in a manner other than as directed by a doctor, such as use in greater amounts, more often, or longer than told to take a drug or using someone else's prescription.   |
| OPIOID USE DISORDER         | A problematic pattern of opioid, stimulant, or benzodiazepine uses that lead to serious impairment or distress. Diagnosing OUD/SUD/BUD requires a thorough evaluation, which may include obtaining the results of urine drug testing and prescription drug monitoring program (PDMP) reports, when OUD/SUD/BUD is suspected. A diagnosis is based on specific criteria such as unsuccessful efforts to cut down or control use, or use resulting in social problems and a failure to fulfill obligations at work, school, or home, among other criteria.   |
| STIMULANT USE DISORDER      |  |
| BENZODIAZEPINE USE DISORDER |  |
| SUSPECTED MISUSE            | Any encounters that possibly leading to the above descriptions with such providers' comments as "requesting prescription refills (at emergency department)", "drug-seeking-behavior", and "frequent ER visitor for the same complaint for chronic pain and requesting 'stronger' medication". Also, cases where providers indicate there is possibility for misuse on the EHR system or when patients inform that they took Oxycodone (for example) and no PDMP data to support the patients' statement.   |

**SENTINEL SITES**

**Commonwealth Healthcare Corporation (CHCC)**  
 ER - Emergency Room, PCAP - Primary Care Access Point,  
 CC - Children's Clinic, FCC - Family Care Clinic, WC - Women's  
 Clinic,  
 THC - Tinian Health Clinic, RHC - Rota Health Center

*Private Clinic*  
 KICH - Kagman Isla Community Health,  
 TICH - Tinian Isla Community Health,  
 SICH - Southern Isla Community Health





# Commonwealth Healthcare Corporation

## Commonwealth of the Northern Mariana Islands

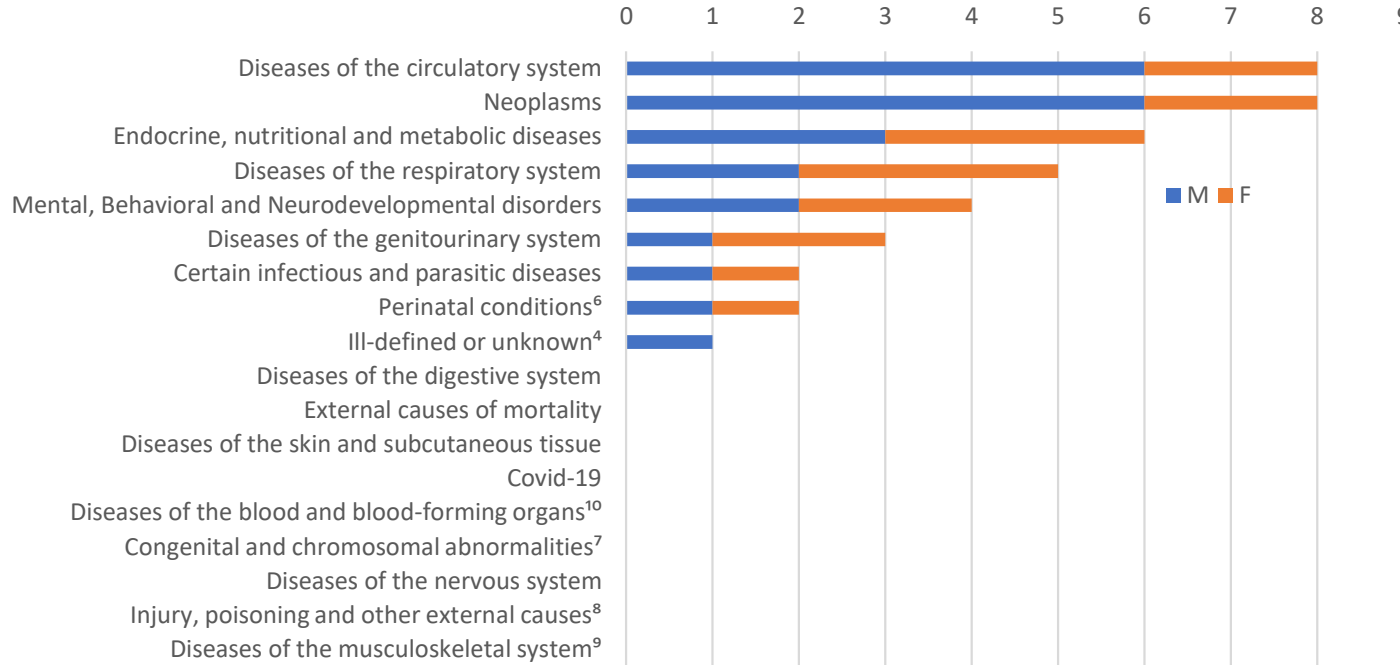


### CNMI Weekly Health & Vital Statistics Report

REPORTING PERIOD: EPI YEAR 2025 as of EPI WEEK 07

The statistics on births, deaths, and causes of deaths in this report are derived from birth and death registrations processed daily at the Health and Vital Statistics Office.

Disease-specific causes of death by sex, December 29, 2024 - February 15, 2025



<sup>4</sup>Symptoms, signs and abnormal clinical and laboratory findings, not elsewhere classified; <sup>5</sup> Mental, Behavioral and Neurodevelopmental disorders; <sup>6</sup>Certain conditions originating in the perinatal period; <sup>7</sup>Congenital malformations, deformations and chromosomal abnormalities; <sup>8</sup>Injury, poisoning and certain other consequences of external causes; <sup>9</sup>Diseases of the musculoskeletal system and connective tissue, <sup>10</sup>Diseases of the blood and blood-forming organs and certain disorders involving the immune mechanism

Vital events reported, December 29, 2024 - February 15, 2025

